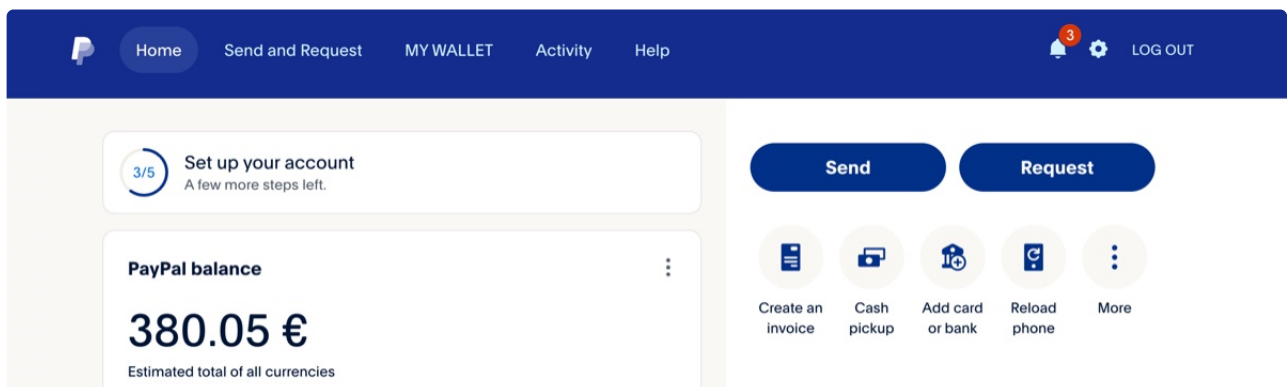


How to pay in "Friends and Family" on PayPal

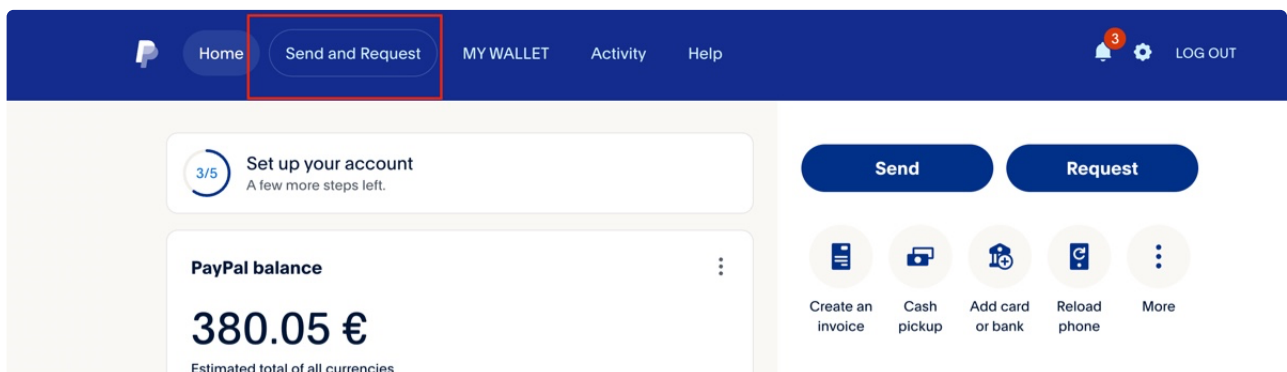
Intro:

Paypal doesn't charge fees for friends and family payment so I prefer to use it.

Step 1: main page



Step 2: choose the mentioned button



Step 3: Enter the recipient's email

The screenshot shows the PayPal 'Send money' page. At the top is a dark blue navigation bar with links for Home, Send and Request (highlighted), MY WALLET, Activity, and Help. On the right of this bar are a notification bell with a red '3', a settings gear, and a LOG OUT link. Below the navigation bar is a sub-header with tabs for Send, Request, Contacts, and More. The main content area is divided into two sections. The left section, titled 'Send money', contains a search input field with the placeholder text 'Name, username, email, mobile' and a 'Next' button below it. The right section, titled 'More options', contains a button with a document icon and the text 'Send an invoice'.

Step 4: Enter amount that you want to pay:

The screenshot shows the PayPal 'Enter amount' page. The top navigation bar is identical to the previous screenshot. The main content area features a central form box. Inside this box, at the top, is a recipient selection area showing a blue profile icon, a red-outlined input field, and the email address '@gmail.com'. Below this, the form displays 'You send' followed by '€10.00' and a currency dropdown menu set to 'EUR'. A horizontal line separates this from the 'Recipient gets' section, which shows '\$10.91' and a currency dropdown menu set to 'USD'. Below the currency selection, the text 'Conversion rate: 1 EUR = 1.0908 USD' is displayed. Further down is a text input field with the placeholder 'What's this for?'. Below the form box, there is a line of small text: 'For more information please read our [user agreement](#).' At the bottom of the page are two buttons: a large black 'Next' button and a smaller blue 'Cancel' link.

Step 5: Choose the currency that you want your recipient get paid by:

The default currency for the recipient can be EUR for European countries and GBP for the UK.

HomeSend and RequestMY WALLETActivityHelp

LOG OUT

0@gmail.com

You send

€10.00

EUR

Recipient gets

\$10.91

USD

Conversion rate: 1 EUR = 1.0908 USD

What's this for?

For more information please read our [user agreement](#).

Next

Cancel

Step 6: Search the currency: for example I searched for E to find EUR

←

e

United Arab Emirates Dirham

AED

Egyptian Pound

EGP

Eritrean Nakfa

ERN

Ethiopian Birr

ETB

Euro

EUR



East Caribbean Dollar

XCD

✓


×


Step 7: Choose the balance or card that you want to pay with

PayPal Home **Send and Request** MY WALLET Activity Help   LOG OUT

How do you want to pay?

☐ Use my **\$0.56 USD** PayPal balance

☐  PayPal Balance (USD, EUR)
Fee: \$0.00 USD



☐ 

[+ Add a payment method](#)

Next

[Back](#)


Step 8: before hitting the SEND button, you can click on mentioned area and change the payment method:


PayPal Home **Send and Request** MY WALLET Activity Help   LOG OUT


\$10.91

USD ▾

You're sending with >

 PayPal Balance (USD) \$0.56 USD

 PayPal Balance (EUR) €9.49 EUR

 **Goods and Services** >

Get a full refund if an eligible item gets lost or damaged. Seller pays a small fee.
[More on Buyer Protection](#)

Your shipping address ▾

Rua Abel Salazar 20, Lisboa, 1600-818 LISBOA

PayPal fee \$0.00 USD

Total \$10.91 USD

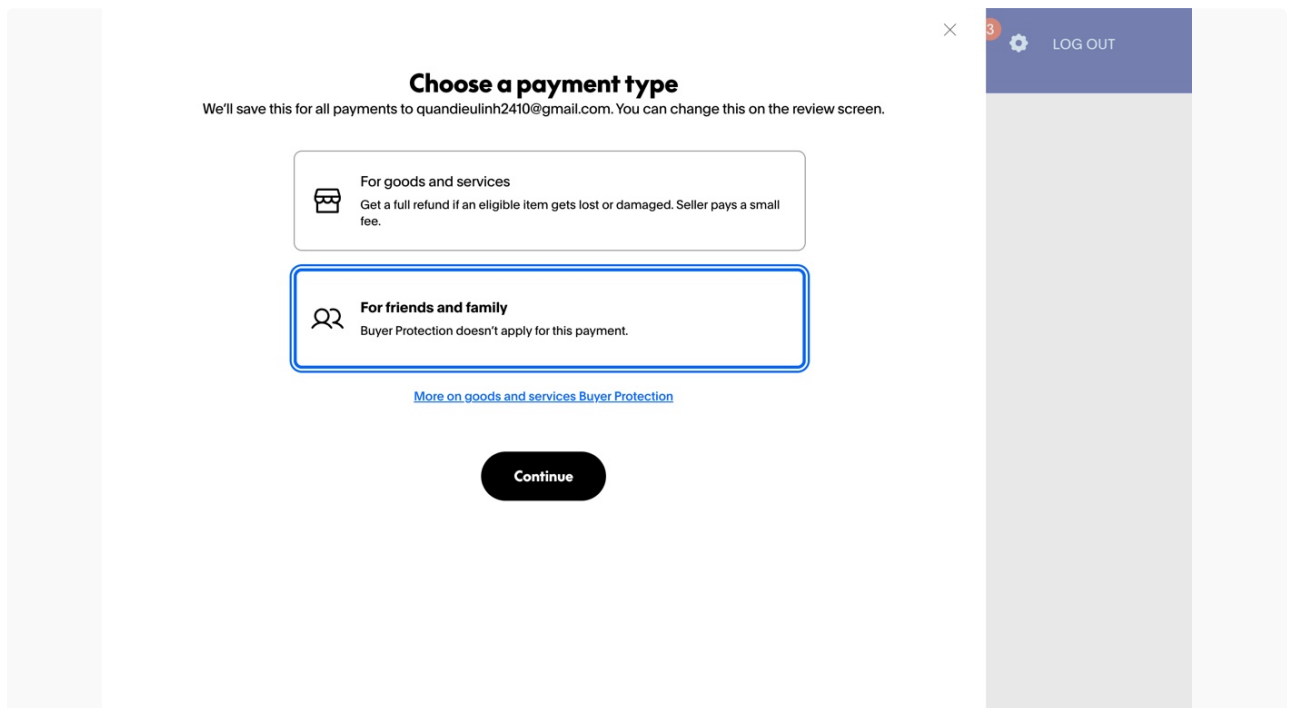
Estimated delivery In seconds

Conversion rate: 1 EUR = 1.0908 USD

For more information please read our [user agreement](#).

Send

Step 9: Then you will be able to choose "Friends and family option"



Step 10: You can hit the send button now!